

Smoke Damper ▲ Single Thickness Blades ▲ Leakage Class I ▲ 250°F Rated ▲ Stainless Steel

STANDARD MATERIALS AND CONSTRUCTION

- FRAME:** 5½" x 7⁄8" x 16 GA. galvanized steel hat channel. Flat 16 GA. galvanized steel head and sill for maximum free area on dampers less than or equal to 13" high.
- BLADES:** 16 GA. 304 stainless steel, single thickness, parallel action.
- AXLES:** Plated solid steel stub.
- BEARINGS:** 304 stainless steel.
- LINKAGE:** 304 stainless steel angle and crank plates with stainless steel pivots, in-jamb type.
- STOPS:** 18 GA. 304 stainless steel at head and sill.
- BLADE SEALS:** Silicone.
- JAMB SEALS:** Stainless steel.
- SLEEVE:** Minimum 20 GA. stainless steel by 18" long (sizes greater than 84" wide or 84" high require minimum 18 GA.).
- CAULKING:** Hardcast iron grip 601 or UL-listed equivalent.
- ACTUATOR:** Electric or pneumatic. Factory-installed for power-open/spring-close (fail close) operation. External left-hand mounted as viewed from jackshaft side of damper.
- FINISH:** Mill on stainless steel.



OPTIONS

- Type 316 Stainless Steel (where available)
- External right hand actuator mounting location
- Integral Dual Position Indication (IDPI) switches
- Model SM-501 Flow-rated smoke detector (10" minimum damper height)
- Tab-Lock retaining angles
- Copper tubing (for pneumatic actuators)
- Sleeves of various depths and gauge thicknesses
- Round or oval transitions
- Short-width (less than 16") and/or short-height (less than 8") transitions
- Power-close/spring-open actuation (restrictions apply)

NOTES

1. Damper frames are provided approximately ¼" undersized. The addition of a sleeve will increase the size of the assembly.
2. Damper with smoke detector must have a minimum sleeve of 19" (10½" on the actuator side and 3" on the non-actuator side).

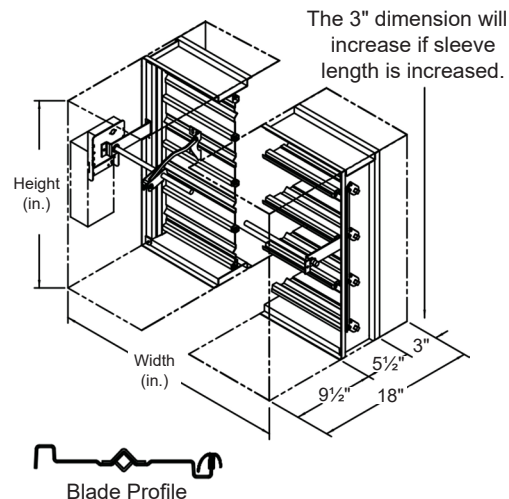
UNDERWRITERS LABORATORIES INC.®
CLASSIFIED DYNAMIC SMOKE DAMPER
LEAKAGE RESISTANCE CLASS I

FILE # R4708

This smoke damper meets the construction and performance requirements of:

- Underwriters Laboratories Inc. Standard 555S
- National Fire Protection Association Standards 80, 90A, 92, 101, 105
- ICC's International Building Code
- California State Fire Marshal Listing #3230-1328:106
- New York City MEA Listing 112-99-M
- Underwriters Laboratories Inc. Approved for dual direction airflow and dynamic conditions.
- Underwriters Laboratories Inc. Classified for use in smoke control systems for Leakage Class I and 250°F or 350°F.
- Actuators must be controlled by a smoke detection system.



DAMPER SIZES		2000 fpm, 4 in. w.g.		3000 fpm, 4 in. w.g.	
		Horizontal & Vertical	Horizontal & Vertical	Horizontal & Vertical	Horizontal & Vertical
Panels	Min. Panel Size	Max Panel 250°	Max Assy 250°	Max Panel 250°	Max Assy 250°
Rectangular	4"W x 4"H (16"W x 8"H frame)	36"W x 36"H	108"W x 36"H	36"W x 36"H	108"W x 36"H
Round	4" dia. (16"W x 8"H frame)	34" dia.	N/A	34" dia.	N/A
Oval	4"W x 4"H (16"W x 8"H frame)	34"W x 34"H	106"W x 34"H	34"W x 34"H	106"W x 34"H

* Dampers smaller than minimum frame size require a transitions. Reference SD-TRFS.

Smoke Damper ▲ Single Thickness Blades ▲ Leakage Class I ▲ 250°F Rated ▲ Stainless Steel

OPERATIONAL RATING

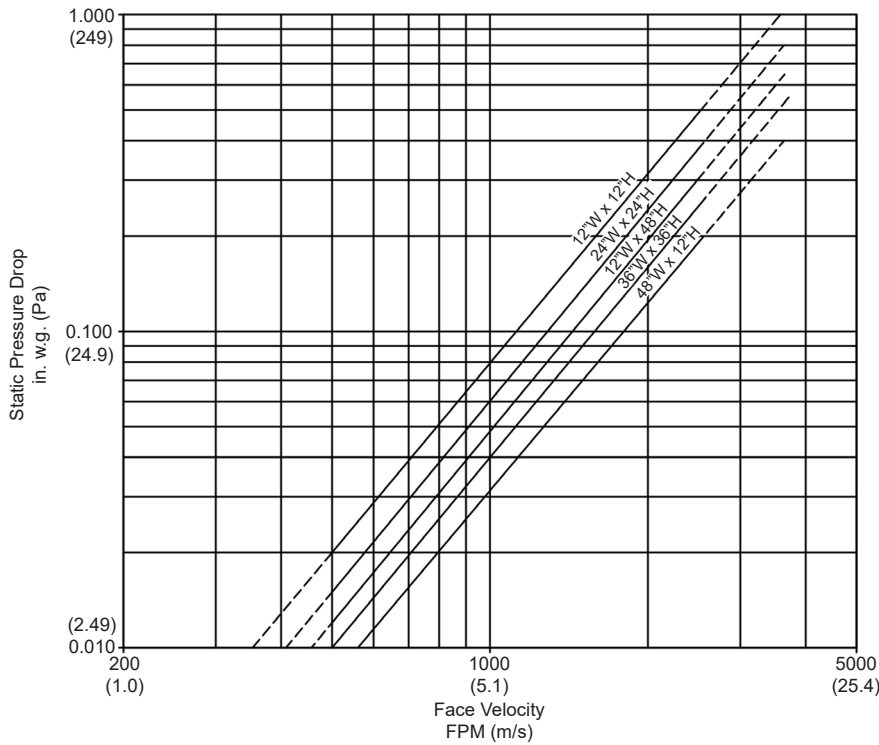
Maximum Differential Pressure: 4 in. w.g.
 Maximum Face Velocity: 2000 fpm (3000 fpm for selected size/actuator combinations)

LEAKAGE RATING

UL Class I
 4 cfm per sq.ft. maximum @ 1 in. w.g.
 8 cfm per sq.ft. maximum @ 4 in. w.g.

PRESSURE DROP RATING

The pressure drop data shown below is based on laboratory conditions. The test setup does not take into account elbows or other duct fittings that are part of every actual duct system. The configuration of the actual duct system immediately upstream and downstream of the damper often contributes more pressure loss than the damper itself.



Air Balance certifies that the S1(SS) damper shown here is licensed to bear the AMCA seal. The ratings shown are based on tests and procedures performed in accordance with AMCA Publication 511 and comply with the requirements of the AMCA Certified Ratings Program. The AMCA Certified Ratings Seal applies to Air Performance Ratings only.

This product was tested in accordance with AMCA Standard 500D, Figure 5.3.
 Intake air converted to standard air density.

Item #	Qty	Damper Size	Horizontal	Vertical	250°F	Velocity	Pressure			
			Orientation		Temp. Rating	Operational Rating		Union Made		
Arch. / Eng.:				EDR:		ECN:		Job:		
Contractor:										
Project:				Date:		DWN:		DWG:		